

BULÓN DE APRIETE

1	BULÓN DE APRIETE	230
■	Tuerca bulón	231
■	Pernos	231
■	Tuercas	232



1 BULÓN DE APRIETE


Tuerca bulón

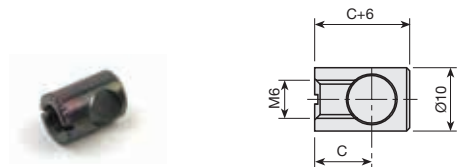
Tornillo de apriete M6.

		
Pavonado	583.008.252	5.000




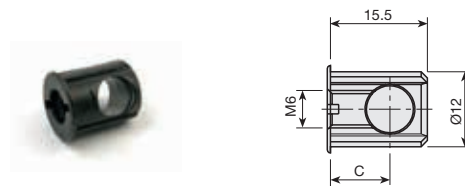
Tuerca bulón Ø10mm.

C (mm.)	8	9	
Pavonado	524.214.250	524.215.252	2.000




Tuerca bulón Ø12mm. con cabeza.

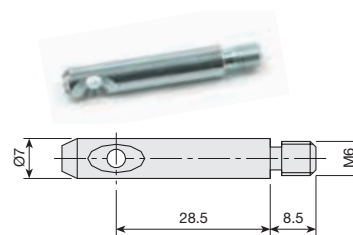
C (mm.)	9.5	
Cincado negro	947.009.044	2.000



Pernos

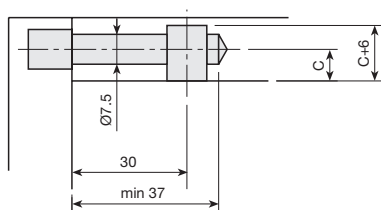
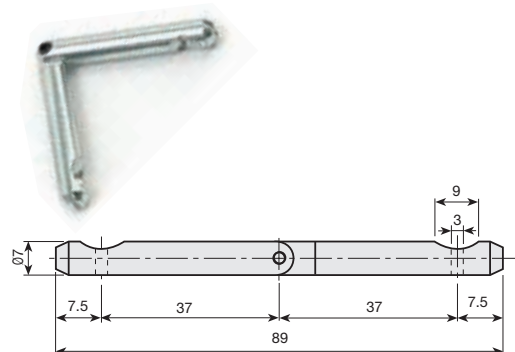
Enganche tornillo con muesca M6.

		
Cincado	522.727.030	2.000




Enganche articulado con muesca.


		
Cincado	523.437.036	1.000

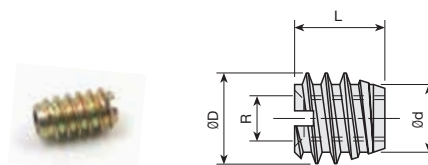


Tuercas

Tuerca rosca madera de acero, sin cabeza.

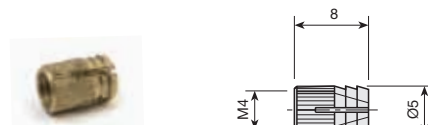
Cincado					
L (mm.)	Ød(mm.)	ØD (mm.)	1/4"	M6	
10	8	10	947.510.034	947.810.032	2.500
12	8	10	947.512.031	947.812.036	2.000
14	8	10	947.514.035	947.814.033	2.000
18	8	10	947.518.036	947.818.034	2.000
22	8	10	947.522.030	947.822.035	2.000
10	9	12	947.610.031	947.910.036	2.000
12	9	12	947.612.035	947.912.033	2.000
14	9	12	947.614.032	947.914.030	2.000
16	9	12	947.616.036	947.916.034	2.000
18	9	12	947.618.033	947.918.031	2.000

L (mm.)	Ød(mm.)	ØD (mm.)	M8	
22	11	14	948.222.030	1.500



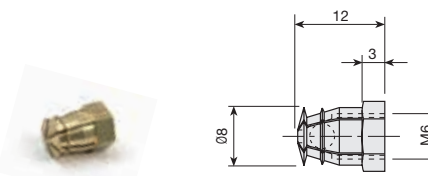
Tuerca expansible de latón.

M4	
944.805.105	2.000 ó 10.000




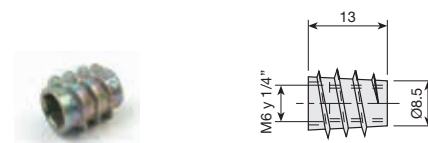
Tuerca autoexpansible de latón M6.

M6	
Ø8 x 12mm. 944.112.105	5.000




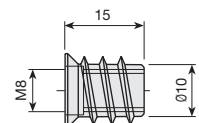
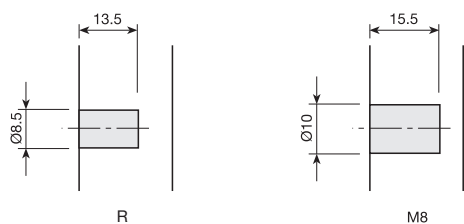
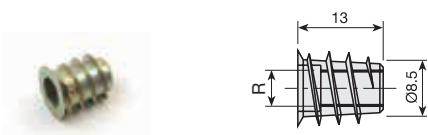
Tuerca de aletas.

1/4"	M6	
Niquelado 948.813.062		2.000
Cincado	948.913.033	



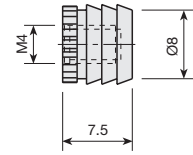
Tuerca de aletas con cabeza.

R	M4	1/4"	M6	M8	
Niquelado		948.613.061			2.000
Cincado	948.413.034		948.713.032	948.575.036	




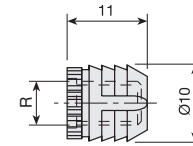
Tuerca empotrable de nylon M4 para Ø8.

			
Natural		937.004.106	2.000 ó 10.000
Marrón	RAL 8016	937.004.014	




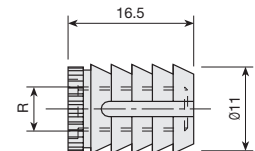
Tuerca empotrable de nylon para Ø10.

R	M6	1/4"	
Natural	937.006.103	937.014.105	2.000 ó 10.000
Marrón	RAL 8016 937.006.011	937.014.013	
Negro	RAL 9005 937.006.022	937.014.024	




Tuerca empotrable de nylon para Ø11.

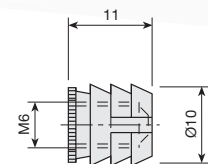

R	M6	1/4"	
Natural	937.106.100	937.114.102	4.000
Marrón	RAL 8016 937.106.015	937.114.010	




Tuerca empotrable de nylon M6 para Ø10, en tiras.

			
Natural		937.406.105	4.800
Marrón	RAL 8016	937.406.013	
Negro	RAL 9005	937.014.024	

Cada caja contiene 200 tiras.
Se ofrecen tiras de 24 piezas; su colocación puede ser manual o por medio de pistola neumática con cargador.



Tuerca empotrable moleteada de acero M6.

L	16mm.	18mm.	
Cincado	938.716.100	938.718.104	1.000 ó 5.000

